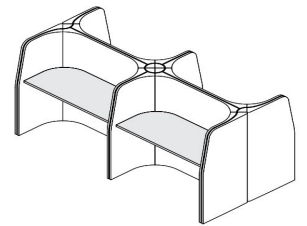



# Keystone Entree Task Soft Seating



## Features

Entree Task is a destination touch-down point which offers privacy for individual focused work. Suitable for mobile team members who need a spot to work but don't require a dedicated desk.

The soft, upholstered walls absorb noise common in today's open-plan office and provide shelter from both visual and acoustic distractions.

Can be placed as a stand-alone unit or combined with joining walls to create larger configurations.

The table can be swapped out for standing height table.

## Specifications

- Includes world-leading Phonix™ nanofibre technology for superior acoustic performance
- High resilience, commercial grade foam creates comfortable and inviting settings.
- Patented, custom wall connectors.
- Low-VOC furniture tested to the standard ANSI/ BIFMA M7.1.
- Sits on adjustable-height glides for easy levelling.
- Wall units are able to nest for efficient shipping.
- 5 year warranty.

## Dimensions

Overall size (mm):  
1300L x 650D x 1300H


## Options

- Available in a variety of fabrics.
- Power/Data: Internally-routed cable management facilitates power and data solutions built into the work surface.
- Standard worktops available in Melteca (LPL) with edge-banding, Plytech Futura (European Birch HPL), or Plytech Spectrum Eco (Finnish Birch HPL).

### Standard Melteca



### Futura HPL



### Spectrum Eco

